


Create a Meal


Take at least 3 food groups to create a meal

1. Select a 1/2 cup of Fruit or Vegetable (or both)
2. Pick at least two other food groups, such as Whole Grains, Protein, or a serving of Milk
3. Take a minimum of 3 food groups and a maximum of 5

Meal Examples:




+




=

Meal



+




+




=

Meal




+



=


Meal



+




+



=

Meal



+



=

Not a Meal
(No fruit or vegetable)

This institution is an equal opportunity provider.